

**AP&T**®

Shanghai Anping Static Technology Co.,Ltd

# High Efficiency Static Removal

## Ionizing Air Snake

AP-AZ3201



—AP&T—

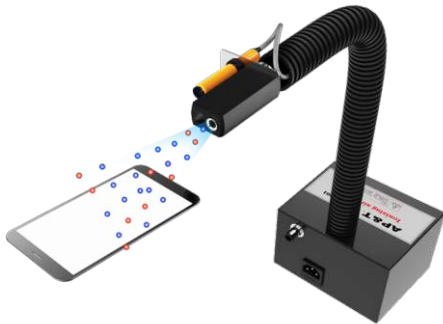


Local Area Static Removal  
Completely Dust Removal

Static Removal & Dust Removal

# Application

Electronics, plastics, chemical, printing, photoelectric industry and other industries




Static removal



Prevent adhesion of foreign objects



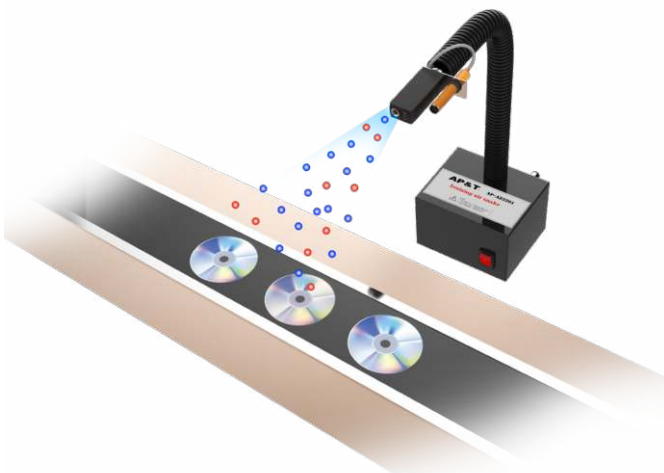
Prevent sticking



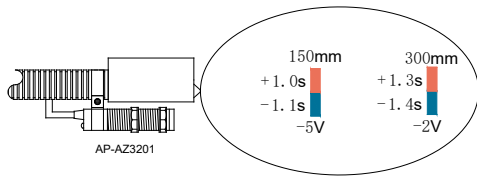
Remove surface dust



Prevent uneven scattering



## Discharge effect



Test standard: ANSI/ESD.STM3.1, SJ/T 11446—2013

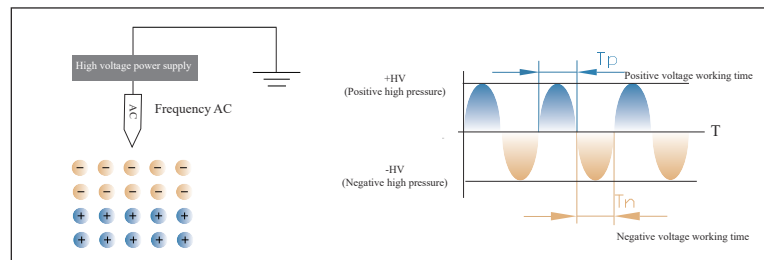
Test instrument: Trek157 static tester

Test voltage:  $\pm 1000V \rightarrow \pm 100V$  attenuation

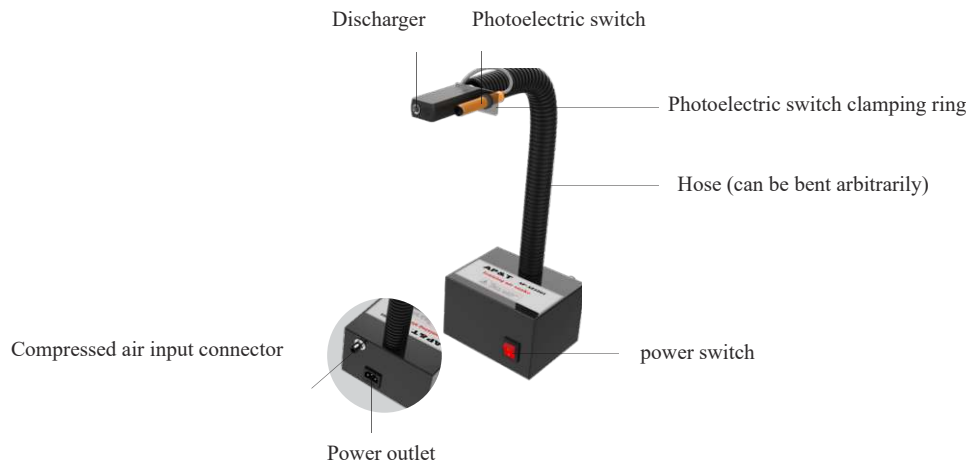
Test environment: humidity 50 $\pm$ 5%; temperature 23 $\pm$ 3 $^{\circ}C$

## Working way

AP-AZ3201 ionizing air snake uses AC high voltage to act on the dedicated emitter electrode to ionize the air molecules to generate a large amount of positive and negative air ions and transport it to the surface of the static object to be eliminated by compressed air and neutralize the positive and negative electrostatic to static eliminate efficiently.



## Details



## Installation steps

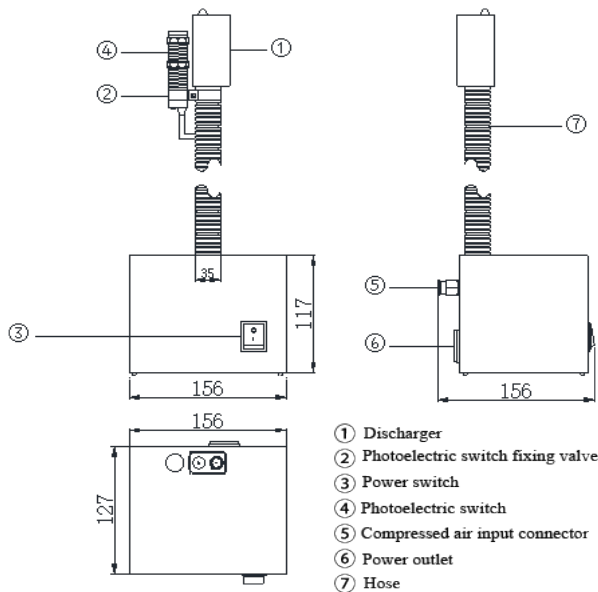
- ① Determine the best position of ionizing air snake to static discharge .
- ② Insert the  $\phi 8$  compressed air tube into compressed air input connector .
- ③ Insert the plug of the power cord into the socket of the high-voltage power supply.
- ④ Turn on the high-voltage power switch and the indicator lights to show work.

## Specification

Model	AP-AZ3201
Input voltage	AC220V/50Hz or AC110V/60Hz
Working voltage	AC3500V
Power	26W
Discharge distance	150 — 300mm
Ion balance	$\leq \pm 50V $ (150mm from the front of ionizing air snake)
Discharge speed	$\leq 1.5S$ (150mm from the front of ionizing air snake)
Noise	<65db (150mm from the front of ionizing air snake)
Media used	Clean compressed air
Air pressure	0.2—0.6MPa
Working temperature	0°C—50°C
Working humidity	30-70%RH
Compressed air connector	$\phi 8mm$ (Can be customized according to requirements)
Dimensions	156*127*117mm (L*W*H)
Net weight	3350g (including power cord, photoelectric switch, clamp ring)
Gross weight	3780g

## Dimensions

Unit : mm



## Installation tips

- ① It should be placed in the work area where the static electricity is eliminated .  
(about 150~300mm away from the surface of the static electricity object is better)  
Static elimination angle should be perpendicular to the surface of the charged body.
- ② The entire device must be reliably connected to the ground wire and the ground resistance is less than 4 ohm.
- ③ The surface of the ionizing air snake is not allowed ba covered with anything else.

# AP&T<sup>®</sup>

## Speciality Creates Value

Shanghai Anping Static Technology Co.,Ltd

---

Tel : 021-64517676

Fax : 021-64517673

Postcode : 200233

Website : [www.ap-static.com](http://www.ap-static.com)

Address : 3/F, Building 27, No.69, Guiqing Road, Shanghai, China

