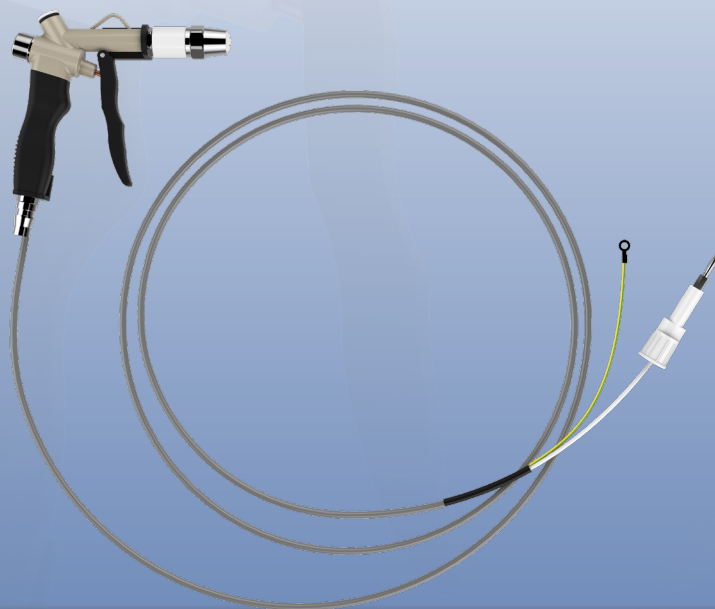
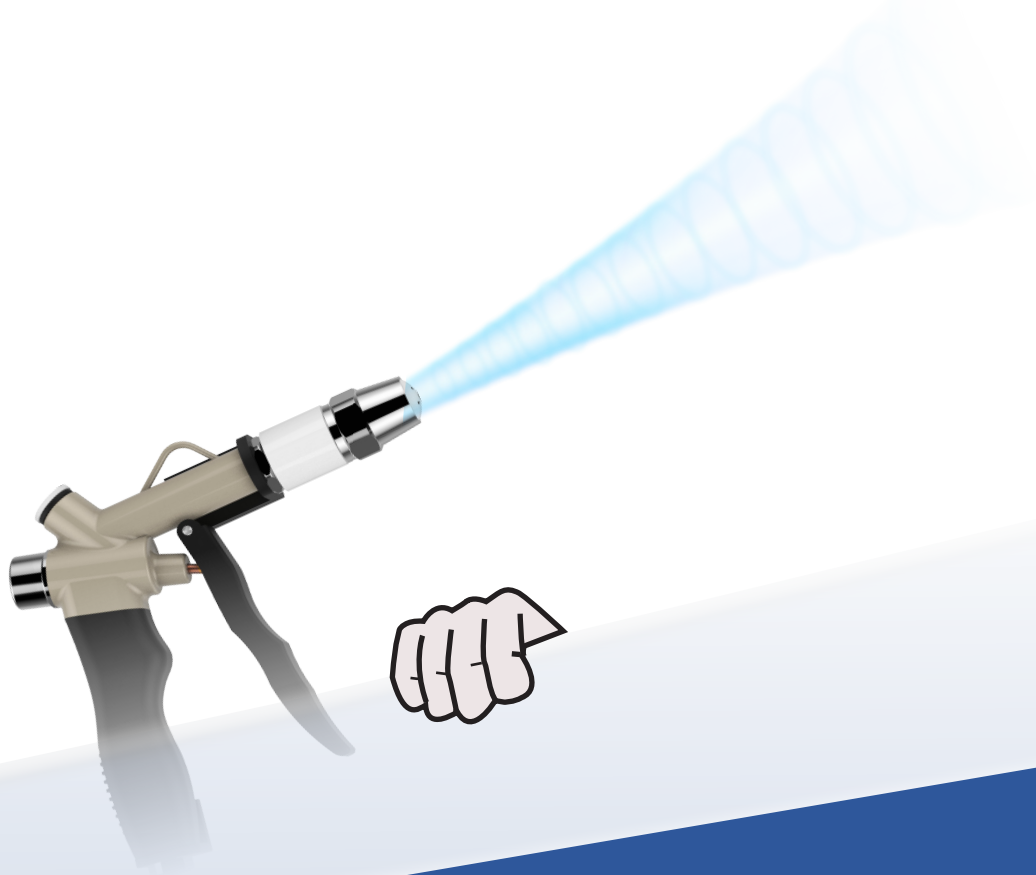


Portable & Efficient Static Removal Ionizing Air Gun AP-AC2456



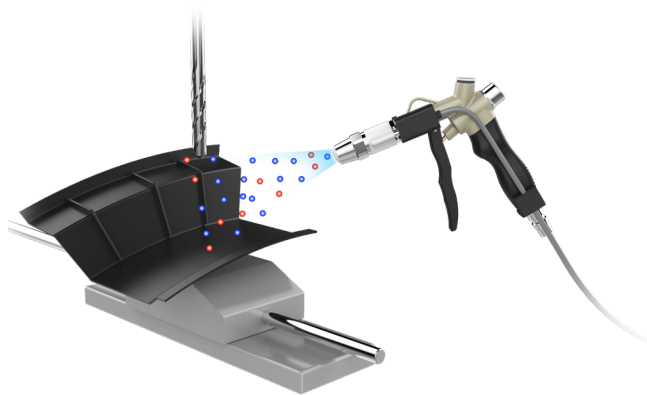
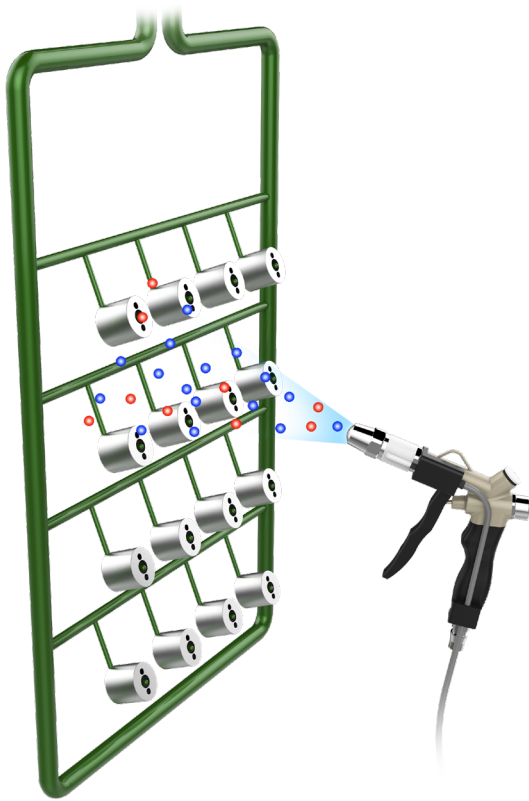


Partially Static Removal
Completely Dust Removal

Static Removal & Dust Removal

APPLICATION

Electronics, injection molding, printing,
film and other industries




Static removal



Prevent adhesion of foreign objects



Prevent sticking

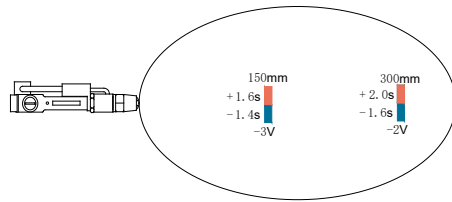


Remove surface dust



Prevent uneven scattering

Discharge effect



Test standard: ANSI/ESD.STM3.1, SJ/T 11446—2013

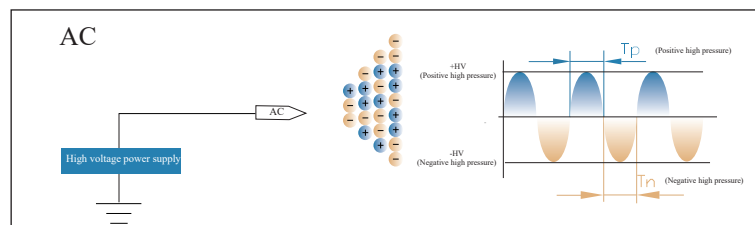
Test instrument: Trek157 static tester

Test voltage: $\pm 1000\text{V} \rightarrow \pm 100\text{V}$ attenuation


Test environment: humidity $50 \pm 5\%$; temperature $23 \pm 3^\circ\text{C}$

Working way

AP-AC2456 ionizing air gun uses AC high voltage to act on the dedicated emitter electrode to ionize the air molecules to generate a large amount of positive and negative air ions and transport it to the surface of the static object to be eliminated by compressed air and neutralize the positive and negative electrostatic to discharge efficiently.



Product Details



Installation steps

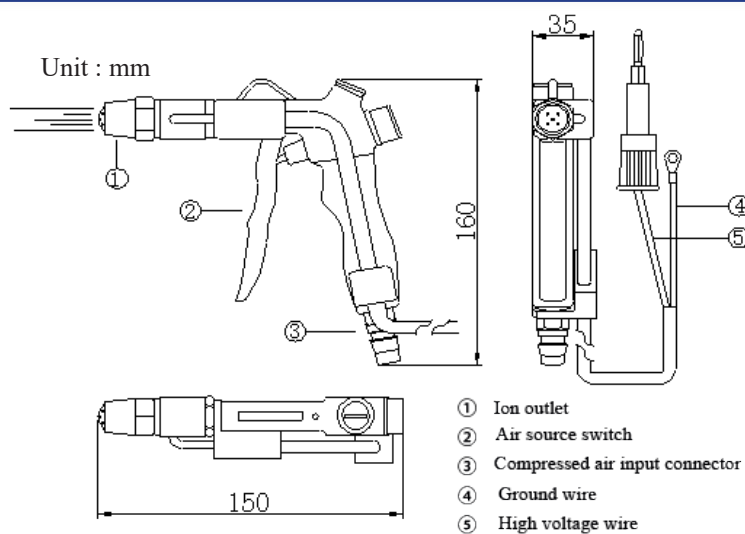
- ① Reasonably determine the best static discharge position of ionizing air gun.
- ② Insert the $\phi 8$ compressed air tube into the air source port of ionizing air gun.
- ③ Connect the high-voltage connecting wire and ground wire of ionizing air gun to the high-voltage power supply.
- ④ Insert the plug of national standard power cord into the socket of high voltage power supply.
- ⑤ Turn on the high-voltage power switch and the indicator lights to show work.



Product parameters

Model	AP-AC2456
Input voltage	AC220V/50Hz or AC110V/60Hz
Working voltage	AC2800V
Power	20W
Discharge distance	150—300mm
Discharge speed	≤2.0s (150mm from the front of ionizing air gun, air pressure 0.3MPa)
Ion balance	≤ ±50 (150mm from the front of ionizing air gun)
Noise	≤65db (150mm from the front of ionizing air gun)
Wire length	2.5M (Can be customized)
Working temperature	0—50°C
Working humidity	30-70%RH
Air source connector	Φ8mm
Air pressure	0.2—0.6MPa
Dimensions	150*35*160mm (L*W*H)
Ozone content	< 0.05ppm
Ion emission	Power frequency
Use media	Clean compressed air
Net weight	about 377g

Dimensions



Installation tips

① It should be placed in the work area where static electricity is eliminated. (It is better to be about 150-300 mm from the surface of the static electricity object.)

The discharge angle should be perpendicular to the surface of the charged body.

② The entire device must be reliably connected to the ground wire of the AC device and the ground resistance is less than 1 ohm.



Speciality Creates Value

Shanghai Anping Static Technology Co.,Ltd

Tel : 021-64517676

Fax : 021-64517673

Postcode : 200233

Website : www.ap-static.com

Address : 3/F,Building 27,No.69,Guiqing Road,Shanghai,China

